

## TAILORED TOOLBOXES FORM DOUBLE DOOR WITH CENTRAL UPRIGHT

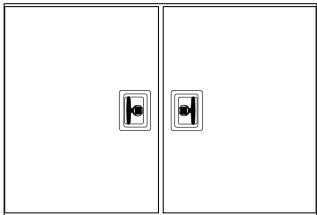
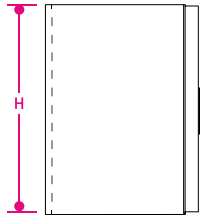













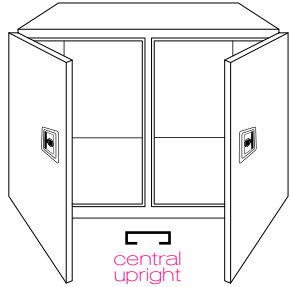
Customer Service: + 39 0578 707 287 - assistenza.online@trucksrl.it



### Customer data

Company Name \_\_\_\_\_ Address \_\_\_\_\_ n. \_\_\_\_\_  
 ZIP code \_\_\_\_\_ City \_\_\_\_\_ Prov. \_\_\_\_\_ Country \_\_\_\_\_  
 Vat Number \_\_\_\_\_ Tax Code \_\_\_\_\_  
 Phone \_\_\_\_\_ E-mail \_\_\_\_\_

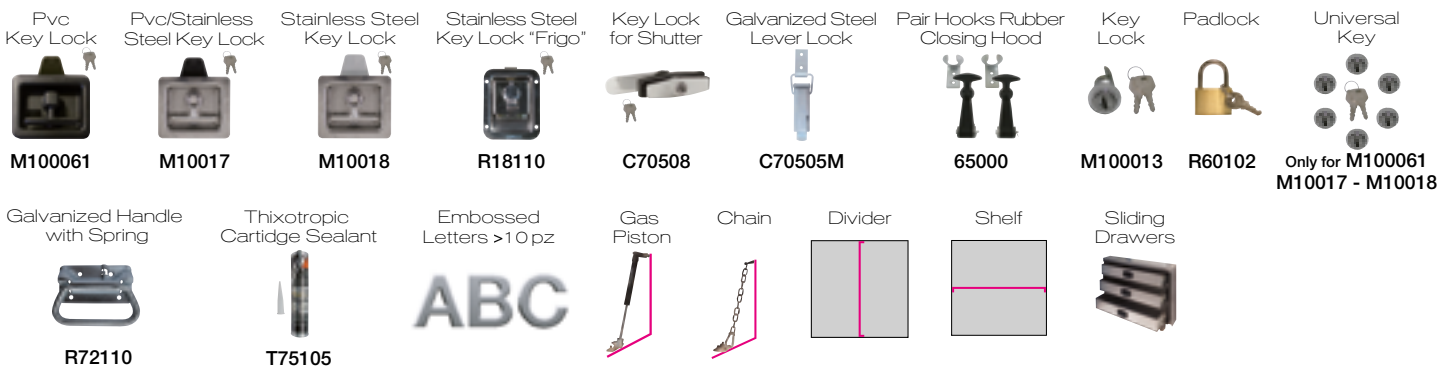
These data will be processed in compliance with the European Regulation on the Protection of Personal Data, n. 679/2016 (GDPR), in application since 25/05/2018.

We request a quote for this toolbox:


<b>DOUBLE DOOR WITH CENTRAL UPRIGHT:</b>		<b>MATERIAL:</b>	<b>THICKNESS:</b>	<b>HANDLES:</b>
		<input type="checkbox"/> Galvanized (thickness max 15/10) 	<input type="checkbox"/> 8/10 	<input type="checkbox"/> M100061 n. _____ 
		<input type="checkbox"/> Stainless Steel 	<input type="checkbox"/> 10/10 	<input type="checkbox"/> M10017 n. _____ 
		<input type="checkbox"/> Flowered Stainless Steel 	<input type="checkbox"/> 12/10 	<input type="checkbox"/> M10018 n. _____ 
		<input type="checkbox"/> Stainless Steel Bright Annealed (thickness 15/10) 	<input type="checkbox"/> 15/10 	<input type="checkbox"/> R18110 n. _____ 
			<input type="checkbox"/> 20/10  (only stainless steel)	
	<b>QUANTITY:</b> _____			
	<b>MEASURES:</b>			
	L _____ mm.			
	H _____ mm.			
	P _____ mm.			
		<b>DIVIDER:</b>		
		<input type="checkbox"/> in the middle		
		<input type="checkbox"/> to measure _____ mm. (from the left)		
		<b>SHELF:</b>		
		<input type="checkbox"/> in the middle		
		<input type="checkbox"/> to measure _____ mm. (from the top)		
		<input type="checkbox"/> <b>TOOLBOX BOTTOM 90°</b>		

 Customer preferences.  
 Two doors opening, Pinned sheet metal, Pinned hinges, Toolbox bottom 15 mm.

### LEGEND OF COMPONENTS FOR TOOLBOXES:



### TOOLBOXES SUPPORTS:



NOTES: \_\_\_\_\_  
 \_\_\_\_\_  
 \_\_\_\_\_

Signature

Place and date \_\_\_\_\_

The signature is valid as acceptance of the completed form, and is expressly authorized to process the data. European Regulation n. 679/2016 (GDPR).